

Welcome to My PAWS ID. Our mission is to protect the safety and well-being of pets in case of emergency. Our flash drive tag is meant to be accessed by someone who has your pet in their care and possession so they can easily know how to contact you, your vet, your attorney, or a trusted guardian to get your pet back into their home environment. In a worse case scenario (i.e. a car accident or a pet found far from home, a pet rescued from a house fire, etc.) basic feeding and health care is there for them to care for your pet in the interim until they are back with your family.

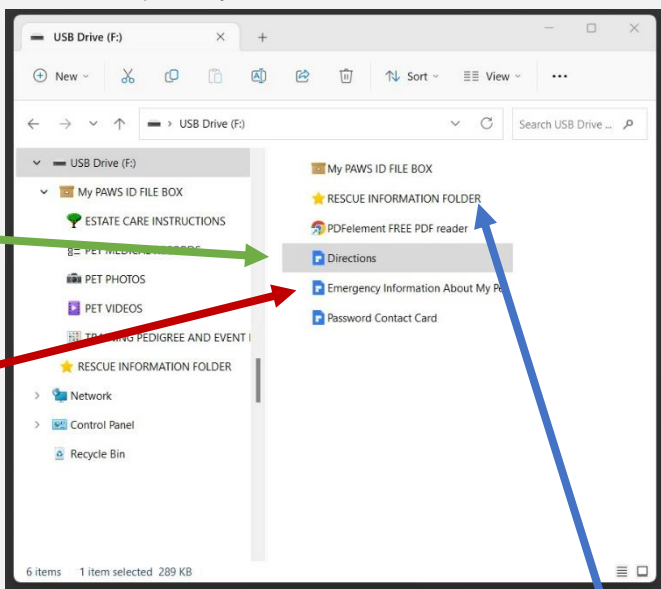


The information is only as good as the time you take to add it and update it as needed in the case of a pet with health issues and medicines. You can also keep this as an ongoing log or a day in the life journal of your pet.

### Let's get started:

Plug in the My PAWS ID flash drive. This is the same instruction sheet included on the flash drive.

Click on and access the fillable form PDF Emergency Information About My Pet.



Hover over each line and fill in the text. Don't forget to add your pet's picture. Instructions are on the form. The first two pages are the most important about emergency contact information, vet contact, medical issues, feeding, and who you designate to care for your pet in case you are incapacitated. It's super easy to do and takes just a few

minutes.

\*If you are a shelter or rescue group, access the ★ RESCUE INFORMATION FOLDER and you will have a special form just for rescues.

**SAVE FILES BACK ON TO THIS FLASH DRIVE ~ DO NOT** password protect either of these files!!! They are the lifeline for your pet.

## WAIT! There's more:

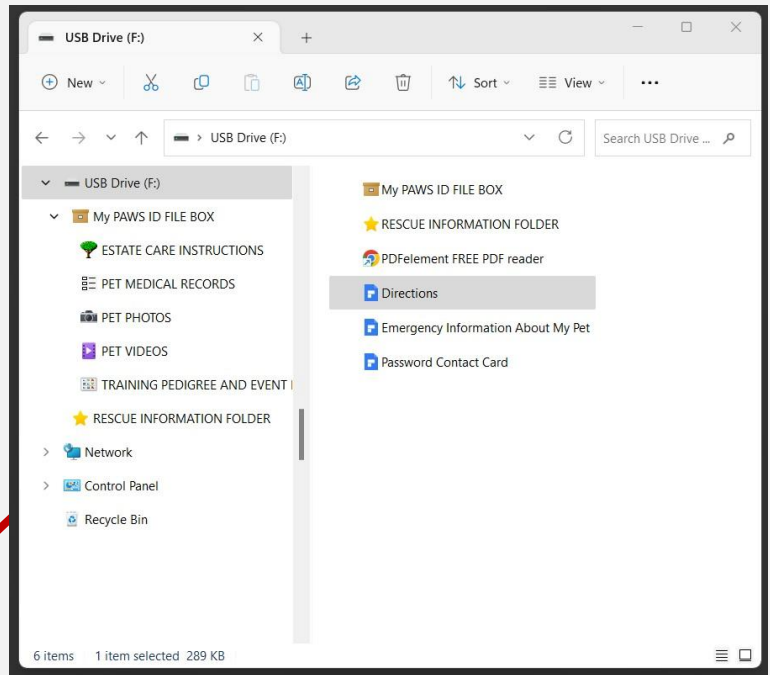
We created so much more so you can document and keep memories about your pet.

Why, you may ask?

If something happens to you or your pet's main caregiver, whomever takes over needs to know as much as possible to keep your pet as happy and healthy and keep a comforting routine.

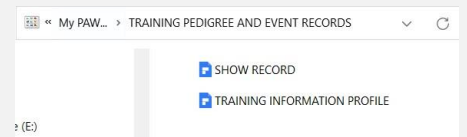
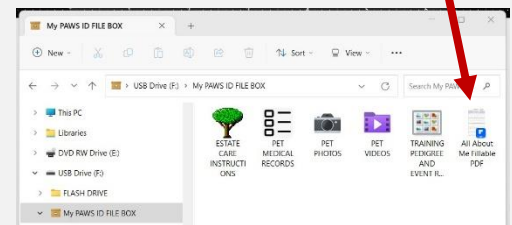
*This part is fun!*

Next access the "My PAWS ID FILE BOX" and open the PDF fillable form "All About Me" It's a fun, very detailed fillable form that even helps you out as your pet ages and things change in their behaviors and lives. You can be as detailed as you like, add photos with an area for captions, tell what your pet hates and loves, everything from



treats to toys.

There are more folders to store Estate Planning information, Medical Records, Photos, Videos (including a log sheet to summarize and date each video), and for show or competition dogs, there is a special file folder to upload a pedigree and log sheets for competition awards and achievements in the show ring.



We know this may be information you don't want everyone to have access to, so after you fill out these files save them in each respective folder. Then you can go back to the main flash drive and lock My PAWS FILE FOLDER box with password protection.

If you password protect a file, be sure to fill out the Authorized Password Contact PDF and save it in the main folder for emergency personnel. There is an additional password holder in the My PAWS FILE BOX you can print out or email to the authorized password holder with your password encryption. Do NOT get them mixed up!

*Last but not least, clip the My PAWS ID flash drive onto your pet's collar.*